


第一步：点击准考证查询链接

郑州工业安全职业学院2024年单招准考证下载打印入口

第二步：点击 准考证查询下载

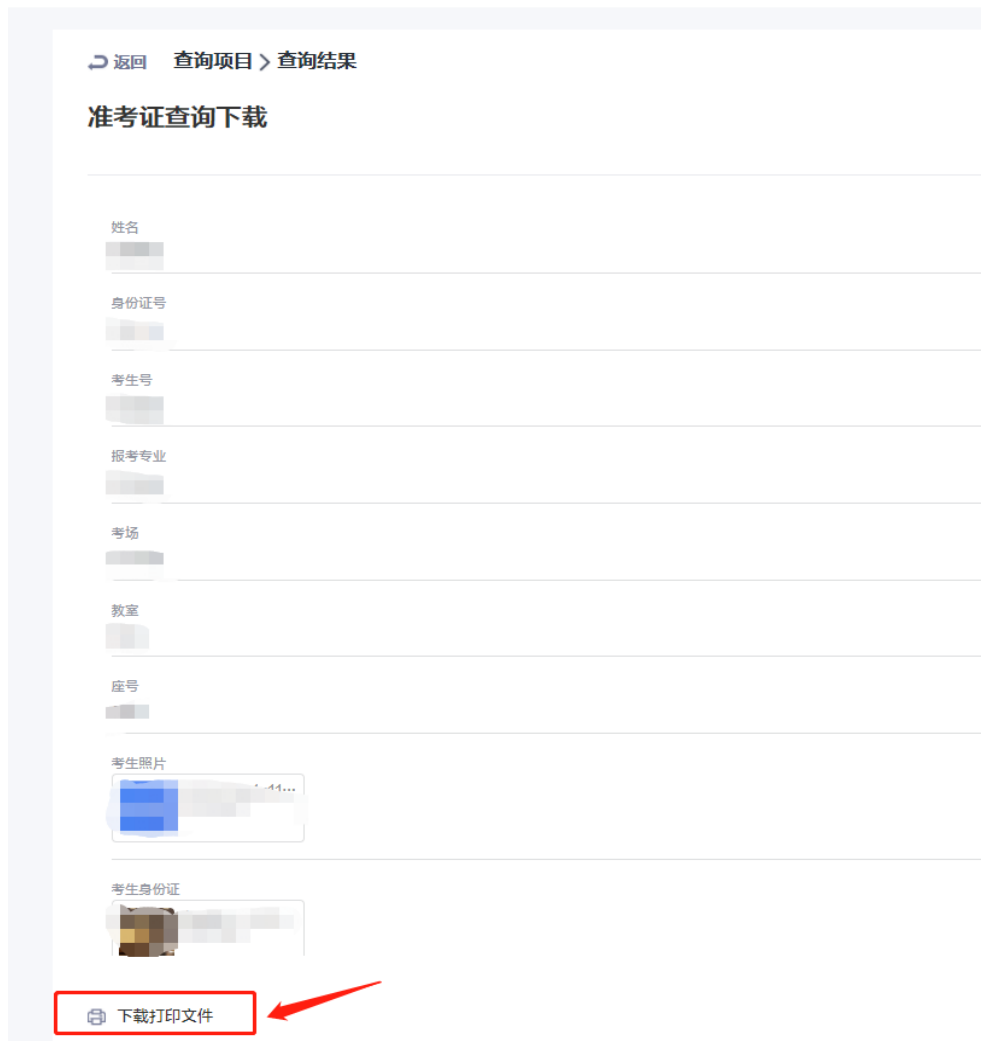


第三步：在弹出对话框中输入 姓名、身份证号，点击 查询

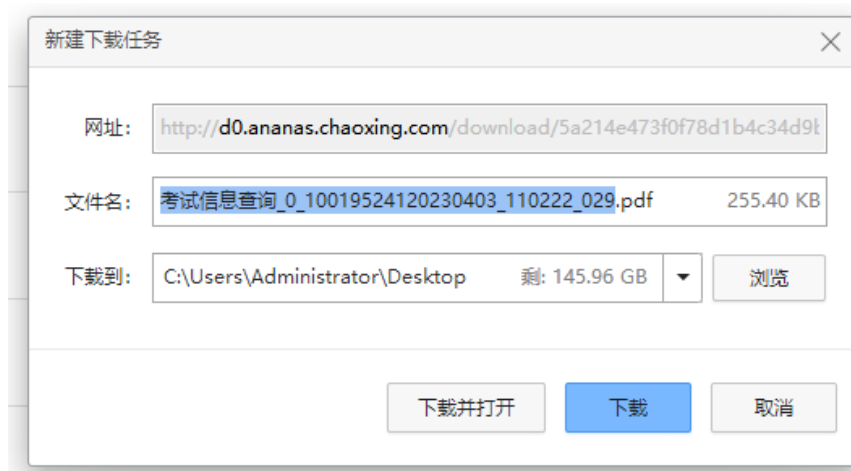


The screenshot shows a modal dialog box titled '准考证查询下载' with a close button (X) in the top right corner. The dialog contains two input fields and a button. The first input field is labeled '*姓名' and contains the placeholder text '请输入', with a red box around it and the number '1' to its right. The second input field is labeled '*身份证号' and contains the placeholder text '请输入', with a red box around it and the number '2' to its right. At the bottom of the dialog, there is a button labeled '查询' with a red box around it and the number '3' to its right.

第四步：确认信息无误后，点击左下角 下载打印文件



第五步：保存下载文件



第六步：将下载的 PDF 准考证文件打开，完成打印。